

# A LEGACY OF **BUS INNOVATIONS**

VERSATILE | **QUALITY** | DURABLE | STYLE  
**VALUE** | SERVICE | **SPECIALIZED**  
LONGEVITY | **SAFETY** | COMFORT | INNOVATIVE



**D-SERIES**  
**CT-SERIES**  
**S-SERIES**

1-855-628-MBUS  
MBCBUS.COM

 **MICRO BIRD**  
COMMERCIAL

# FEATURES AND BENEFITS

## D-SERIES | CT-SERIES | S-SERIES

### BUILT TO LAST STRUCTURE

- One-piece galvanized steel roof bows enhance safety and roll over protection
- Aluminum side body panels for longevity and low repair costs
- Reinforced step well for better stability

### ENHANCED PASSENGER SAFETY

- Heavy-gauge steel side impact barriers that incorporate the seat rail into the design for extra strength
- Reinforced rear door and buffer zone for rear impact (D-Series)

### REDUCED OPERATING AND MAINTENANCE COSTS

- Gravel shield for added body protection and increased vehicle longevity (D-Series)
- Standard LED exterior lights

#### Double action energy absorbing body mounting blocks:

- Absorb road vibration
- Reduce noise transfer to the interior cabin
- Provide smoother passenger ride
- Prevent frame collapse
- Eliminate the need for periodic tightening of body bolts.

### MAXIMUM VISIBILITY

- Fully-glassed entrance door and unobstructed "More-View" window
- Standard 32" electric double-opening door

### SUPERIOR INSULATION AND QUIETNESS

- Fiberglass insulation throughout
- Insulated hat shaped roof bows
- Noise transfer reduced inside passenger compartment
- Prevents condensation and corrosion

### INCREASED PASSENGER COMFORT

#### Wide Body:

- Creates a wide center aisle
- Offers more room for passengers

### BETTER PROTECTION AGAINST THE ELEMENTS

#### Completely sealed floor:

- Ensures that all exterior elements, including dust, moisture and noise, remain outside the passenger compartment
- Use of high quality exterior grade plywood
  - Screwed on galvanized steel or aluminum subfloor
  - Sound deadening undercoating is applied over and underneath the metal subfloor prior to plywood installation

### ALSO AVAILABLE:

#### DS-Series, CTS-Series and SS-Series :

All our commercial buses are also available with special needs options. There is a wide variety of seat plans offered to meet your needs.

# D-SERIES

6 LONGITUDINAL  
STRUCTURAL BEAMS



## D-SERIES VEHICLES



D-Series DLX



D-Series MD EDITION



D-Series Specialty



DS-Series Para-Transit

## D-SERIES ELECTRIC

100%  
ELECTRIC



### A GREEN SOLUTION

Considerable reduction in greenhouse gas emission.



### REDUCED MAINTENANCE COSTS

Electric powertrain requires significant less maintenance than combustion engine.



### TEMPERATURE CONTROL

Thermal management for better performance in any weather conditions.



# CT-SERIES

## CONTEMPORARY BUS DESIGN



CT-Series DLX  
DIESEL

## EXCLUSIVE CT-SERIES

### MAINTENANCE FRIENDLY

- Accessible wiring and electrical compartment
- Accessible engine compartment

### MAXIMUM VISIBILITY

- Innovative More-View design PATENTED
- A commanding view of the road and vehicle environment

### SUPERIOR FUEL ECONOMY AND PERFORMANCE

- Narrow body width
- Low-end acceleration & high-end efficiency (6-speed automatic transmission)
- Aerodynamic design



CTS-Series

## S-SERIES



SS-Series



S-Series DLX



Micro Bird Commercial,  
a division of Micro Bird Inc.,  
designs and manufactures  
a complete line of commercial  
buses for up to 28 passengers.



Our buses are purpose built  
for tours, assisted living, public  
transit, shuttle markets  
and many more.



Since 1966, Micro Bird Inc.  
has continued to set industry  
standards with its innovative  
design, quality and safety;  
creating value for its customers.



# OPTIONS AND SPECIFICATIONS

A WIDE RANGE OF OPTIONS AND SEAT PLANS TO BETTER ACCOMMODATE YOUR NEEDS.

	D-SERIES				DS-SERIES				CT-SERIES & CTS-SERIES	S-SERIES & SS-SERIES
	Ford   GM	Ford   GM	Ford   GM	Ford	Ford   GM	Ford   GM	Ford   GM	Ford	Ford Transit	Ford   GM
Exterior length overall	257"   262"	283"   289"	315"   312"	346"	283"   289"	315"   312"	315"   312"	346"	273"	248"   254"
Exterior width overall	96"	96"	96"	96"	96"	96"	96"	96"	86"	86"
Exterior height overall	111"	113"	113"	113"	118"	118"	118"	118"	106"	110"
Interior width at hip	93"	93"	93"	93"	93"	93"	93"	93"	82"	82"
Interior height at center line	76"	76"	76"	76"	76"	76"	76"	76"	74"	74"
Wheelbase	138"   139"	158"   159"	190"   191"	216"	158"   159"	176"   177"	190"   191"	216"	156"	138"   139"
Engine	7.3L GAS ECONOMY OR PREMIUM   6.0L GAS								3.5L GAS   3.5L ECOBOOST   2.0 DIESEL	7.3L GAS   6.0L GAS
Transmission	6-SPEED AOD   8 or 6 SPEED AOD								10 SPEED AOD W SELECTSHIFT	6-SPEED AOD
GVWR	11,500# - 12,500# - 14,000# - 14,500#   12,300# - 14,200#								9,070# - 9,500# - 10,360# - 11,000#	10,050#   10,100#
Fuel tank	40G - 55G   33G - 47G								25G	40G   33G

## POPULAR OPTIONS

- Executive and luxury seating
- Fully upholstered automotive interior finish
- Storm / Thermal windows
- Dark tint panoramic windows
- Front cap bay view window
- 110V / USB power outlets
- Metallic grey exterior paint
- Extra wide and stylish rear view window
- Flat screen TV
- Special needs options
- Mor/Ryde suspension
- Destination sign
- Back up camera in rearview mirror



Luggage compartment



Rear luggage rack



Extra wide rear view window



Up to 82K BTU A/C



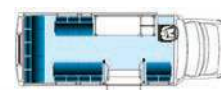
Dark tint panoramic windows

MBC-11-19

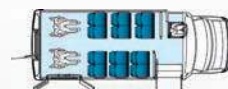
## SEAT PLANS



25 passengers + luggage  
(D-Series)



14 passengers  
(D-Series MD Edition)




12 passengers + 2 w/c  
(DS-Series)



14 passengers + luggage  
(CT-Series)



9 passengers + 1 w/c  
(CTS-Series)



17 passengers (CT-Series)

1-855-628-MBUS  
MBCBUS.COM

 **MICRO BIRD**  
COMMERCIAL